



INTEGRATION
OF MUSEUMS
INTO SCHOOL
EDUCATION

'Integration of Museums into School Education'
Erasmus+ Strategic Partnership Project

2nd TPM - Transnational Project Meeting Minute

Date: 26-27/September/2019

Madrid - SPAIN

Venue: Centro Cultural Fernando Lázaro Carreter, Calle Verdad 29, 28019 Madrid

2018-1-TR01-KA201-059698

Project Partners:

KIM	- Konya İl Milli Eğitim Müdürlüğü	TURKEY
IPEIROS	- Regional Direction of Administration of Education of Ipeiros	GREECE
ESPACIO	- Espacio Rojo	SPAIN
AHE	- Akademia Humanistyczno-Ekonomiczna w Łodzi	POLAND
DRPDNM	- Društvo za razvijanje prostovoljnega dela Novo mesto	SLOVENIA
IDEC S.A.	- Aintek Symvouloi Epicheiriseon Efarmoges Ypsilis Technologias Ekpaidefsi Anonymi Etaireia	GREECE
FUN	- Fundación Uxío Novoneyra	SPAIN
IPC	- Insieme per Camminare	ITALY

Attendees:

No	Partners	Participants Name & Surname	Contact Details
1	KIM - TURKEY	Ibrahim AYDIN	ibrahimaydnn@gmail.com
2	KIM - TURKEY	Süleyman UMAR	umarns@gmail.com



Co-funded by the
Erasmus+ Programme
of the European Union

This project has been funded with support from the European Commission. This publication reflects the views only of the author, and the Commission cannot be held responsible for any use which may be made of the information contained therein.

3	IPC – ITALY	Daniela RAPANI	Daniela.rapani@libero.it
4	IPC – ITALY	Cecilia PERRI	info@insiemepercamminare.com
5	ESPACIO – SPAIN	Alberto Vázquez	albertovazquez@espaciorojo.com
6	ESPACIO – SPAIN	Carina MOREIRA	carina@espaciorojo.com
7	ESPACIO – SPAIN	Claudia Moreno PIEDRA	claudiamorenopiedra@gmail.com
8	ESPACIO – SPAIN	Jesús Angel HERNANDO	jahernandobubndia@gmail.com
9	AHE – POLAND	Amanda SZUKALSKA	aszukalska@ahelodz.pl
10	AHE – POLAND	Katarzyna Rudnicka-Sereczyńska	katarzyna.sereczynska@wp.pl
11	FUN – SPAIN	Ana Belén Diéguez Dios	anadieguezdios1981@gmail.com
12	FUN – SPAIN	Miguel Wenceslao Rodríguez Carnota	m.g.crespo@hotmail.com
13	FUN – SPAIN	Uxío Novoneyra	info@uxionovoneyra.com
14	FUN – SPAIN	Miguel Rodríguez Carmota	mrcarnolz@gmail.com
15	FUN – SPAIN	Alicia López Pardo	alicialopezpardo@gmail.com
16	IDEC S.A. – GREECE	Artemis DRIVA	artemis@idec.gr
17	REG. DIR. – GREECE	Charikleia GOUVELI	efgouveli@gmail.com
18	REG. DIR. – GREECE	Magirius Michalis	magiriasmi@gmail.com
19	DPRDNM – SLOVENIA	Mitja BUKOVEC	mitja.bukovec@drpdnm.org
20	DPRDNM – SLOVENIA	Nives LUZAR	drpdnm.youth@gmail.com

General agenda of the meeting:

TPM "Integration of Museums into School Education" - Madrid, 26 - 27/09/2019

Venue: [Centro Cultural Fernando Lázaro Carreter, Calle Verdad 29, 28019 Madrid](#)**TPM – MADRID - 2019****Thursday 26/09/2019**

8:45	Meet at the entrance Marques Vadillo underground station entrance.	Espacio Rojo
9:00 – 10:30	Registration. Welcome – Ice breaking and warm up Presentation about the stages of the project. Evaluation 1st year activities.	KONYA + ALL PARTNERS
10:30 – 10:45	Coffee break	
10:45 – 12:15	Discussing about Creating & Implementing interdisciplinary lesson plans.	KONYA + ALL PARTNERS
12:15 – 12:30	Coffee break	
12:30 – 14:00	Talking about how to begin the eTwinning project Art around e-Globe.	Espacio Rojo KONYA + ALL PARTNERS Regional Direction of Ipeiros
14:00 – 16:00	Short walk for lunch at "Mis Tradiciones" (Peruarin cousine)	
16:30 – 18:00	Talking about budget reports and monitoring and evaluation docs so far in our project.	KONYA + ALL PARTNERS
20:00	<i>Dinner in Las Musas La Latina. (Costanilla de San Andres 12) 15-25€</i>	

Friday 27/09/2019

8:45	Meet at the entrance (Calle Verdad 29)	
9:00 – 10:30	Talking about our dissemination activities so far in the project.	KONYA + ALL PARTNERS
10:30 – 10:45	Coffee break	
10:45 – 12:15	Topics to be talked: Introduction and requirements for the project website and creating and publishing our newsletters for our Muse project.	KONYA + ALL PARTNERS
12:15 – 12:30	Coffee break	
12:30 – 15:00	Topics to be talked: task and duties until our 3rd TPM in Rossano, Italy. Certificates – Farewell - Closing - Evaluation	KONYA + ALL PARTNERS Espacio Rojo

Day 1: 26.September 2019 2nd TPM

Theme: Welcoming remarks and Ice breaking and warm-up activity

Date	Time	Topic	Discussion leader	Helping partner
26.09.2019	09.00	Welcoming remarks and Ice breaking and warm up activity	ESPACIO	All

Presentation:

Representative of Espacio Rojo welcomed all participants of the 2nd TPM from all the partner organizations, and an ice breaking and warm-up activity was organized.

Theme: Presentations of each partner on project activities during the first-year period

Date	Time	Topic	Discussion leader	Helping partner
26.09.2019	09.20	Welcoming remarks and Ice breaking and warm up activity	ESPACIO	All

Presentations:

Artemis Driva from IDEC. S.A. made a presentation about their progress during the project lifetime

PRESENTATION LINK:

https://drive.google.com/file/d/1q6L9DHu_4Nb2REPP7_LQyx4Q8f0VArYo/view?usp=sharing

Mitja Bukovec from DPRDNM made a presentation about their progress during the project lifetime

PRESENTATION LINK:

<https://drive.google.com/file/d/1k9cA1mKNfultVRDBgifcNX7Ct-DJtid7/view?usp=sharing>

Charikleia Gouveli from Regional Direction of Administration of Ipeiros made a presentation about their progress during the project lifetime

PRESENTATION LINK:

<https://drive.google.com/file/d/1PX4JMY3umOWR8zbcyqbgth1pSOFg3r09/view?usp=sharing>

Daniela Rapani from IPC made a presentation about their progress during the project lifetime

PRESENTATION LINK:

<https://docs.google.com/presentation/d/1vChkKW/SVzHt-QBUoo9TkdVQzCfUhHAvdGCjCXO3Zq-0/edit#slide=id.p30>

https://drive.google.com/file/d/1EeOAmeCgDTeOGKZbSp9F_gdZ2mJ1mSkF/view?usp=sharing

Alberto Vázquez from Espacio made a presentation about their progress during the project lifetime

PRESENTATION LINK:

<https://drive.google.com/file/d/1rQhgrafy7M8fc0gnK4gSNX1lPIE1WMXQ/view?usp=sharing>

Amanda Szukalska from AHE made a presentation about their progress during the project lifetime

PRESENTATION LINK:

Uxío Novoneyra from FUN made a presentation about their progress during the project lifetime

PRESENTATION LINK:

İbrahim Aydın from KIM made a presentation about their progress during the project lifetime. He also gave information about project management and implementation process in general and made an evaluation of the first-year activities. Project flow was shown to each partner and uploaded to google drive

PRESENTATION LINK:

<https://drive.google.com/file/d/1FZy95UDiaEHQqPEmmk-V1KHwkuvBTbf4/view?usp=sharing>

Integration of Museums into School Education			
PROJECT MANAGEMENT AND IMPLEMENTATION PROCESS			
DURATION	TASKS	RESPONSIBLE PARTNER	STATUS
Mar-19	Realizing 1st LTT	DPRDNM - SLOVENIA	DONE
May-19	Realizing 2nd LTT	IDEC - GREECE	DONE
May-Sep-19	Creating pilot lesson plans	ALL PARTNERS	
Sep-19	Commencing eTwinning project named "Art around e-globe"	REGIONAL DIRECTION GREECE	
Sep-19	One-day training activities	ALL PARTNERS	
Sep-19	Identification of museums or open-air environments	ALL PARTNERS	
Oct-19	Pilot implementations	ALL PARTNERS	
Nov-19	Local dissemination activities	ALL PARTNERS	
Nov-19	Fine tuning (Interdisciplinary lesson plans)	ALL PARTNERS	
Nov-19	3rd TPM in Rossano Italy	IpC - ITALY	
Dec-19	Creating main lesson plans	ALL PARTNERS	
Feb-20	Main implementations	ALL PARTNERS	
Mar-20	Local dissemination activities	ALL PARTNERS	
Apr-20	Creating museum corners in associated schools	ALL PARTNERS	
May-20	Local dissemination activities	ALL PARTNERS	
May-20	Creating Guide Books	ALL PARTNERS	
Jun-20	Realising local seminars	ALL PARTNERS	
Jul-20	4th TPM in Lodz Poland	AHE - POLAND	
Aug-20	Finalising the project	KONYA İL MEM -TURKEY	

PRESENTATION LINKS:

KIM - TURKEY General presentation (PPT)

<https://drive.google.com/file/d/1FZy95UDiaEHQqPEmmk-V1KHwkvBTbf4/view?usp=sharing>

KIM - TURKEY Evaluation & Monitoring Tasks (XLS)

<https://drive.google.com/file/d/1aRScJ7shLsyha-PG9bFdUpXHeA9E6IAX/view?usp=sharing>

KIM - TURKEY Dissemination (XLS)

<https://drive.google.com/file/d/1-FTIDD7MOn7g-juHYX7pEjMVTwcySIVv/view?usp=sharing>

KIM - TURKEY Dissemination Tasks (XLS)

<https://drive.google.com/file/d/1IPJhua5vJH19BR7SoCFa5HxZLWK2wWp-/view?usp=sharing>

KIM - TURKEY Project Outputs (XLS)

<https://drive.google.com/file/d/19pkldO0guWGDaaZG2blUjVnEraeHrYz6/view?usp=sharing>

KIM - TURKEY eTwinning Tasks (XLS)

<https://drive.google.com/file/d/1EilhaGCY8Mgz-y1u7HHfngUyqZpMno5d/view?usp=sharing>

Theme: Discussing about Creating & Implementing Interdisciplinary Lesson Plans

Date	Time	Topic	Discussion leader	Helping partner
26.09.2019	10.45	Discussing about Creating & Implementing Interdisciplinary Lesson Plans	KIM	All

Presentation: İbrahim Aydın from KIM made a presentation about the creation and implementation of interdisciplinary lesson plans.

First of all, the coordinator introduced the final draft of ILP (Interdisciplinary lesson plan) and informed the partners about the changes on the template. He stressed about having a general template to implement indoor and outdoor lesson plans.

ILP Interdisciplinary Lesson Plan Final Template – En

https://drive.google.com/file/d/1qneL3G6Smp8vCe_oLhZ85DMXEbHADuF5/view?usp=sharing

The current status of one-day trainings was checked.

Espacio Rojo stressed that when they check the lesson plans they had difficulty to force all the teachers to create an interdisciplinary lesson plans

TEACHERS ROOM section on google drive where art, history and geography teachers from all partner are going to upload documents about interdisciplinary lesson plans, teachers feedbacks, students feedbacks, photos, videos of implementations, disseminations, postcards and other results, etc. regarding ILP (interdisciplinary lesson creation and implementation) was checked.

The importance of having teachers' feedback was highlighted.

Partners are reminded that they have to upload all lesson plans to TEACHERS ROOM section on project google drive. During the presentation current status of the partners were checked and information is updated on the progress of each partners' task.

Each partner was asked for following the rules in having official permissions for students to implement interdisciplinary lesson plans.

"In order to be able to disseminate project results, the following official letter will be used.

In the frame of the Erasmus+ project named "Integration of Museums into School Education" and numbered 2018-1-TR01-KA201-059698 I allow my son's/daughter's group photos from the project activities in the museums to be used for dissemination purposes of the project in the project website and project social media (Youtube, Twitter, Facebook and LinkedIn groups."

The coordinator informed partners about the creating promotional materials before the implementations. He showed sample materials from the point of Turkey

<https://drive.google.com/drive/folders/1AEy8iSmXG3TD0hb7mkecy3KxpYyKZTjj?usp=sharing>

Conclusion:

- * Fun is going to complete one-day training seminars in October 2019.
- * Regional Direction from Ipeiros is going to hold one-day training seminar on 04.09.2019.
- * All partners are going to create pilot interdisciplinary lesson plans according to the final template shown by the coordinator.
https://drive.google.com/file/d/1qneL3G6Smp8vCe_oLhZ85DMXEbHADuF5/view?usp=sharing
- * Art, History and Fine Arts teachers from all partners are going to revise pilot interdisciplinary lesson plans and then make pilot implementations according to this plan.
- * A sample interdisciplinary lesson plan about history was also introduced.
- * Art, History and Geography teachers from all partners are going to check TEACHERS ROOM SECTION (ILPs – Promotional Materials, Interdisciplinary Lesson Plans, Implementation Photos & Videos, Evaluation, and Dissemination) regularly (every 2 weeks in a month)
- * According to the application form, the student selection process is going to be followed. Gender equality is going to be achieved.
- * Each partner was asked for following the rules in having official permissions for students to implement interdisciplinary lesson plans and to disseminate project results.
*"In order to be able to disseminate project results, the following official letter will be used.
In the frame of the Erasmus+ project named "Integration of Museums into School Education" and numbered 2018-1-TR01-KA201-059698 I allow my son's/daughter's group photos from the project activities in the museums to be used for dissemination purposes of the project in the project website and project social media (Youtube, Twitter, Facebook and LinkedIn groups."*
- * Partners are reminded to complete the checklist after the pilot interdisciplinary lesson plans are ready, which includes information about the types of plans and lesson subjects, the dates, the venues, and the responsible teachers' information.
<https://forms.gle/srLxtUXKwrimH73B7>
- * The importance of having at least one project flag, one roll-up banner, etc. in order to ensure the visibility of the project during implementations and organizing local seminars was reminded.
- * All partners are asked to upload materials to eTwinning projects regularly with the coordination of Regional Direction of Ipeiros Partner.
- * Each partner is asked to post all materials, results on Facebook, Twitter, LinkedIn, partner/school websites and other social media as much as possible.

Theme: Talking about how to begin the eTwinning project named Art around e-Globe

Date	Time	Topic	Discussion leader	Helping partner
26.09.2019	14.00	Talking about how to begin the eTwinning project Art around e-Globe.	REGIONAL DIRECTION	All

Presentation: Information about creating an eTwinning project during the second year of the project lifetime was given.

PRESENTATION LINK:

REGIONAL DIR. - GREECE eTwinning Project Framework (PPT)

<https://drive.google.com/file/d/1LeQaK0jklpundFqBZDPzAnIsB5Cvxojk/view?usp=sharing>

Conclusion:

- * Responsible partner from GREECE (REGIONAL DIRECTION) informed the partners about the aims, tasks and responsibilities of each partners and associated partner schools
- * Each partner is asked to provide participant schools and responsible teachers' info on eTwinning Tasks excel file on drive and upload all necessary documents regularly to google drive.

eTwinning Tasks (XLS – Editable version)

<https://docs.google.com/spreadsheets/d/1ZHQJIdA-EQjBCUEJancyrkeo1FfRnFleDpo0PGJgViY/edit?usp=sharing>

eTwinning project Art around e-globe

https://drive.google.com/drive/folders/1gXLxnPNJAxyZWvN1JtbPf_SqoDI_i9I5?usp=sharing

Theme: Talking about budget reports, evaluation & monitoring documents so far in the project

Date	Time	Topic	Discussion leader	Helping partner
26.09.2019	16.30	Talking about budget reports, evaluation & monitoring documents so far in the project	KIM	All

Presentation: The coordinator staff from KIM, İbrahim AYDIN informed participants about the evaluation and monitoring tools and areas in the project. Partner are also informed about tasks such as what to evaluate, coordinating partner and helping partners, proofing documents to be supplied, deadlines and current status.

All partners discussed about creating museum corners. They shared their ideas about how to create, what to include, etc.

The coordinator also informed participant about the content of a guidebook combining methodological guidebook. And then all partners shared their ideas about the content of the guidebook combining methodological guidebook.

PRESENTATION LINK1:

Evaluation & Monitoring Tasks (Editable version)

<https://docs.google.com/spreadsheets/d/1gsaJTYQ7-jqc9oGPgS3rtsdwwvtlBgGGG4hQACV0-fw/edit?usp=sharing>

Conclusion:

- * Regional Direction from Greece is going to realize one-day training event on 04.11.2019.
- * FUN from Spain is going to organize one-day training event in October 2019.
- * All partners are going to create a report about one-day training activity.
- * Both teachers and students feedbacks will be collected using the following questions and then will be uploaded to drive:

https://drive.google.com/drive/folders/1D73m_zVeC1Jd3J9jka7F-1IFKpVtkGT?usp=sharing

Here are the questions in order to get feedbacks of both teachers and students

1. STUDENTS FEEDBACK

1. The name of your school
2. Type of your activity Outdoor/Indoor
3. Name of the museum or outdoor environment
4. Do you think the pilot interdisciplinary lesson plan was prepared with an interdisciplinary approach useful? Please explain
4. What are the impressions of you about the pilot plans focusing on learning by doing?
5. What impacts you had while having interdisciplinary lesson implementations?
6. What kind of comparisons can you make between the past and the present thanks to the implementation?
7. What are the impressions of the lesson?
8. What were the difficulties you faced during this implementation? What are your suggestions for improvements?

TEACHERS FEEDBACK

Name of your school

your branch

Type of the activity indoor/outdoor

1. The name of the museum or outdoor environment you

2. What do you think about the pilot implementations which is prepared with an interdisciplinary approach?
3. What are the benefits of organizing learning-to-live activities?
4. What are the positive aspects of the pilot implementation that you have prepared and implemented with an interdisciplinary approach in a museum or open-air environment?
5. What are the drawbacks of the pilot implementations that you have prepared and implemented with an interdisciplinary approach in a museum or open-air environment?
6. What were the difficulties you faced during the implementations?
7. What are your suggestions for developing interdisciplinary lesson plans?

* AHE and KIM will prepare an online survey in order to measure the quality of the partnership using the file below:

<https://docs.google.com/document/d/15nX490B1dI3zANU2XbcidUPeyL4gUyON1--dUSi4v2M/edit?usp=sharing>

- * Each partner is asked to create a report after museum corners are created.
- * Feedbacks about how to create museum corners at schools will be collected from teachers and shared during the 3rd TPM.
- * Each partner is informed about the template of the guidebook combining methodological guidebook.

Pages included in the guide book are:

FIRST PAGES:

It is going to provide general information about a Museum such as location, history, transportation, fees, items/objects exhibited, etc.

SECOND PAGES:

It is going to provide general information about how to make a lesson plan via using this object/item etc. in order to teach fine arts/history/geography lesson in an interdisciplinary way.

THIRD PAGES:

It is going to provide general information about 6 interdisciplinary lesson plans 3 indoors/3 outdoors from each partner

- * Each partner is asked to upload financial and progress reports with stamp and signature to google drive.
 - * Each partner is asked to follow the evaluation and monitoring tasks from excel file on google drive.
- <https://docs.google.com/spreadsheets/d/1gsaJTYQ7-jqc9oGPgS3rtsdwwvtlBgGGG4hQACV0-fw/edit?usp=sharing>

Theme: Talking about dissemination activities so far in the project

Date	Time	Topic	Discussion leader	Helping partner
27.09.2019	09.00	Talking about dissemination activities so far in the project	KIM	All

Presentation: İbrahim AYDIN informed participants about project outputs. And then dissemination file in excel format providing information about the tasks, aims, how and to whom to disseminate, responsible partners and helping partners, when to implement were introduced.

PRESENTATION LINK:

Dissemination Tasks (XLS)

https://docs.google.com/spreadsheets/d/1x134w8wXcwu4HfTL2H9uzYiz0P_6FBmMGnHOp2j9TSg/edit?usp=sharing

Dissemination activities so far (XLS)

https://docs.google.com/spreadsheets/d/1ruAldcdpvD8UFb0kOGN2S0OH_IdqqJ2_Niih5C47rbl/edit?usp=sharing

Conclusion:

* Each partner is asked to complete dissemination activities so far in the project to the file on drive.

Dissemination activities so far (XLS)

https://docs.google.com/spreadsheets/d/1ruAldcdpvD8UFb0kOGN2S0OH_IdqqJ2_Niih5C47rbl/edit?usp=sharing

* Each partner is asked to follow dissemination tasks from the following link on google drive:

Dissemination tasks to follow (XLS)

https://docs.google.com/spreadsheets/d/1x134w8wXcwu4HfTL2H9uzYiz0P_6FBmMGnHOp2j9TSg/edit?usp=sharing

Theme: Introduction and requirements for the project website, creating and publishing newsletters for our Muse project.

Date	Time	Topic	Discussion leader	Helping partner
27.09.2019	10.45	Introduction and requirements for the project website, creating and publishing newsletters for our Muse project.	KIM	All

A presentation about creating and publishing 2000 copies of newsletter, brochures and leaflets was made by the coordinator.

The coordinator introduced project website to the participants. The content template is found useful.

Presentation: <https://www.museschools.eu/>

Conclusion:

- * The coordinator will regularly update the information on the project website and inform participants about the progress and requirements during skype meetings.
- * Each partner is asked to provide information needed for project website within 2 weeks after it is asked for.
- * The participants are reminded that in the application publishing and distributing 2000 copies of brochures/leaflets/newsletters was promised. All partners will reach a common agreement during 3rd TPM about the numbers of them.

Theme: Tasks and duties until the 3rd TPM in Rossano, ITALY.

Date	Time	Topic	Discussion leader	Helping partner
27.09.2019	12.30	Tasks and duties until the 3rd TPM in Rossano, ITALY.	KIM	All

Presentation: The coordinator informed the partners about the project progress, each stage, deadlines, and current status.

PRESENTATION LINK:

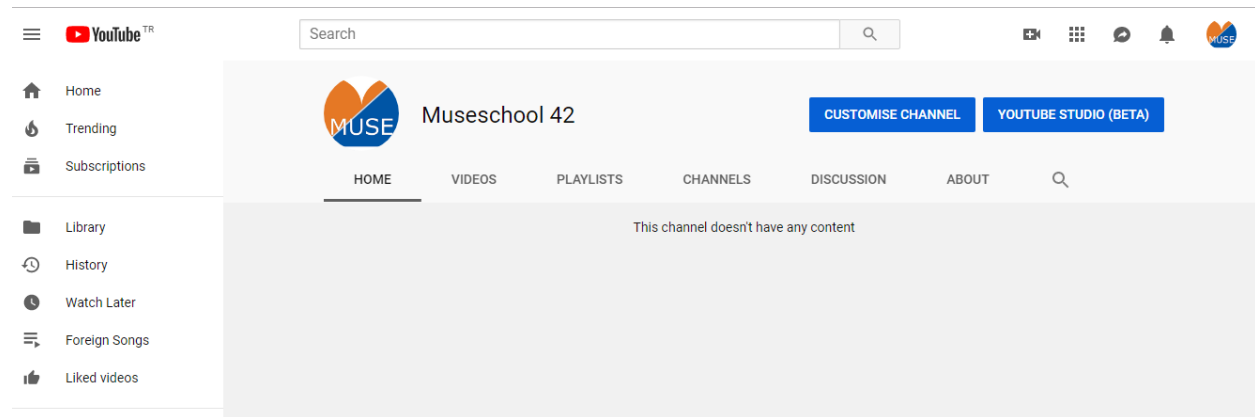
<https://drive.google.com/drive/folders/1R0992XIGXv25HKLB40m4ACwZ2BkaszLz?usp=sharing>

The coordinator informed the participants about social media of the project. New project ideas were shared.

1. Project website:

www.museschools.eu

2. Youtube page:



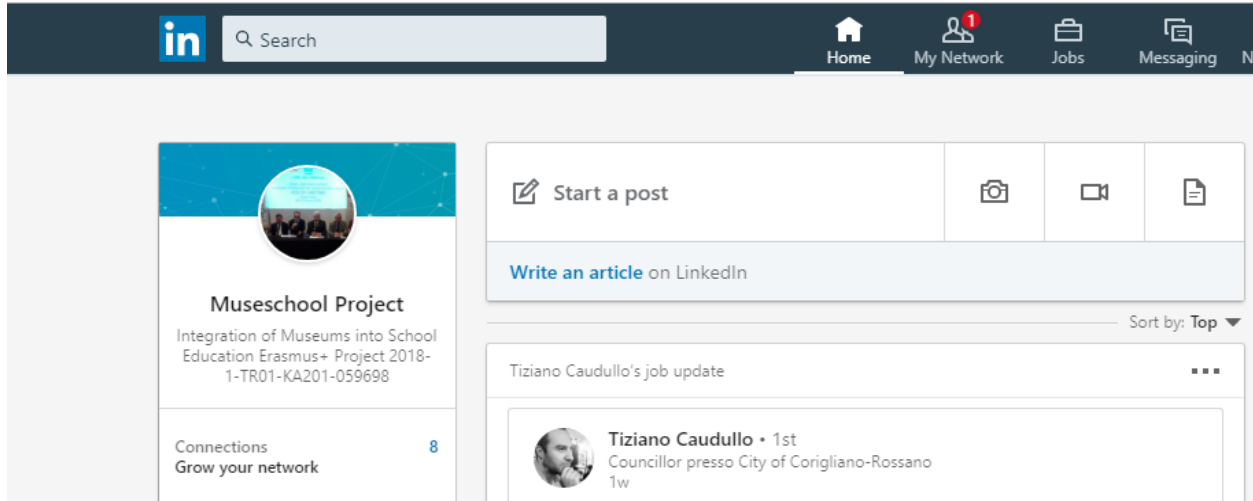
3. Facebook Group:

2018-1-TR01-KA201-059698 "Integration of Museums into School Education"



4. LinkedIn Page:

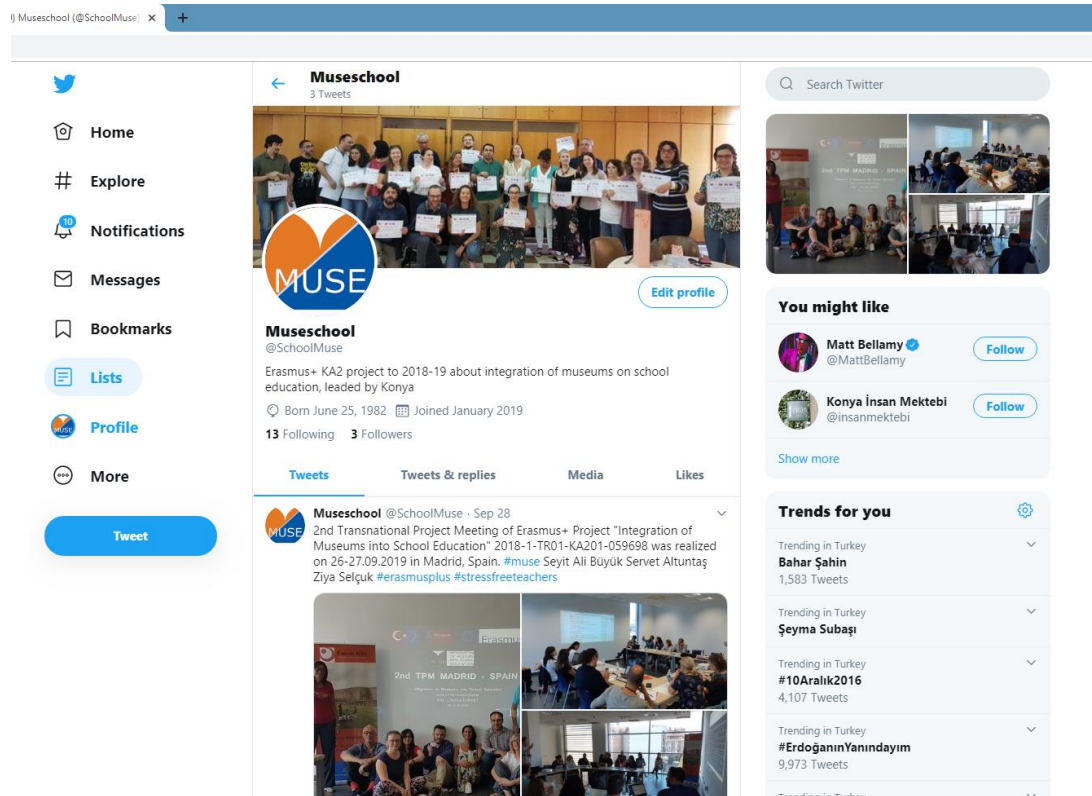
Musechool Project



5. Twitter Profile:

Museschool

@SchoolMuse



Conclusion:

* Each partner is asked to use social media created for this project as much as possible and make disseminations using #muse hashtag.

- * Each partner is asked to inform teachers about project's social media tools and ask them to join to this social media groups, pages, channels. (Twitter, Facebook, Youtube)
- * Each partner is asked to check google drive of the project regularly (twice a month during project lifetime) and complete the missing files.
- * Each partner is asked to organize local seminars in April 2020 because afterwards it may be difficult to gather teachers due to the exam period that starts in the mid of May 2020 until the end of June 2020

The structure of the local seminar could be like this:

15 minutes	Opening and general remarks
30 minutes	Presentation of the project and its results
30 minutes	Each teacher who participated in the programme and in the 1 st and 2 nd LTTs (30 Fine arts teachers, 30 History teachers, 30 Geography teachers)
30 minutes	Presentation about eTwinning project (responsible teacher and the other teachers)
10 minutes	Dialogue, comments, evaluation
5 minutes	Closing remarks

- * Regional Direction of Ipeiros is going to create 2 videos of the project. It could have the following structure:

1 st video	1 st and 2 nd TPMs, 1 st and 2 nd LTTs, eTwinning project and project website
2 nd video	Pilot and main interdisciplinary lesson implementations, museum corners and the final eTwinning and website.

- * The exact dates for 3rd TPM in Italy and 4th TPM in Poland were determined.

3rd TPM dates: 11-12 February 2020

4th TPM dates: Because Turkish partner had Ramadan Feast it is going to change.

- * The meeting was closed with giving certificates to each participant and a family photo was taken. Partners sent their warm regards.

RESPONSIBLE	TASK	DEADLINE
-------------	------	----------

FUN - SPAIN	<u>ORGANIZING ONE-DAY TRAINING SEMINAR FOR TEACHERS</u>	Until the end of October
REGIONAL DIR. - GREECE	<u>ORGANIZING ONE-DAY TRAINING SEMINAR FOR TEACHERS</u>	04.10.2019
ALL PARTNERS	<u>STUDENT SELECTION PROCESS</u> It is going to be followed. Gender equality is going to be achieved. Reference page is 45 in the application form.	Before the pilot implementations
ALL PARTNERS	<u>CREATING LEGAL LETTER FOR OFFICIAL PERMISSIONS IN ORDER TO PREVENT COPYRIGHT ISSUES</u> Each partner is going to follow the rules in having official permissions for students to implement interdisciplinary lesson plans and to disseminate project results. <i>"In order to be able to disseminate project results, the following official letter will be used. In the frame of the Erasmus+ project named "Integration of Museums into School Education" and numbered 2018-1-TR01-KA201-059698 I allow my son's/daughter's group photos from the project activities in the museums to be used for dissemination purposes of the project in the project website and project social media (Youtube, Twitter, Facebook and LinkedIn groups."</i>	Before the pilot implementations
ALL PARTNERS	<u>CHECKLIST FOR PILOT ILPS</u> Each partner is going to complete the checklist after pilot interdisciplinary lesson plans are ready https://forms.gle/3qr61n2gU6A2VWoc7	Before the pilot implementations
ALL PARTNERS	<u>TEMPLATE INTERDISCIPLINARY LESSON PLANS</u> They will be shared by the coordinator. Lesson plans will be revised according to this plan.	31.10.2019
ALL PARTNERS	<u>CREATING & IMPLEMENTING AT LEAST 6 PILOT ILPS</u> Creating and implementing at least 6 pilot interdisciplinary lesson plans (indoor and outdoor interdisciplinary lesson plans)	Until the end of October 2019
ALL PARTNERS	<u>QUESTIONNAIRE TO COLLECT FEEDBACKS</u> Each partner is going to collect feedbacks from both teachers and students after the pilot interdisciplinary lesson plans using	After pilot implementations (within 2 weeks)

	the questions stated here :	
ALL PARTNERS	<p><u>UPLOADING FEEDBACKS TO DRIVE</u></p> <p>Each partner is going to upload the feedbacks to the link below:</p> <p>https://drive.google.com/drive/folders/1D73m_zVeC1Jd3J9jka7F-1IFKpVtkGT?usp=sharing</p>	After pilot implementations (within 2 weeks)
REGIONAL DIR. - GREECE	<u>COMMENCING ETWINNING PROJECT</u>	In November 2019
ALL PARTNERS	<p><u>COMPLETING ETWINNING TASK FILE</u></p> <p>Each partner is going to provide participant school and responsible teachers information on eTwinning Tasks file (XLS) on drive</p> <p>https://docs.google.com/spreadsheets/d/1ZHQJIdA-EQjBCUEJancyrkeo1FfRnFleDpo0PGJgViY/edit?usp=sharing</p>	20.12.2019
ALL PARTNERS	<p><u>UPLOADING MATERIALS ON ETWINNING PROJECT</u></p> <p>Responsible teachers from each partner is going to upload pictures, videos, lesson plans, postcards to eTwinning project's Twinspace part</p>	During the realization of eTwinning project (They will be uploaded regularly)
ALL PARTNERS	<p><u>ETWINNING PROJECT</u></p> <p>Each partner is going to upload materials such as photos, videos, documents, dissemination materials about implementations, project events, etc. regularly</p>	Regularly during the eTwinning project
ALL PARTNERS	<p><u>EVALUATION & MONITORING TASKS</u></p> <p>Each partner is going to follow the tasks from the file on google drive.</p> <p>https://docs.google.com/spreadsheets/d/1gsaJTYQ7-jqc9oGPgS3rtsdwwvtlBgGGG4hQACV0-fw/edit?usp=sharing</p>	During the project lifetime (checking once/twice in every month)
ALL PARTNERS	<p><u>CHECKING GOOGLE DRIVE OF THE PROJECT</u></p> <p>Each partner is going to check google drive of the project regularly. And then create and upload all missing files</p>	Twice a month during the project lifetime

ALL PARTNERS	<u>TEACHERS ROOM SECTION ON GOOGLE DRIVE</u> Art, History and Geography teachers from all partners are going to check TEACHERS ROOM SECTION (ILPs - Promotional Materials, Interdisciplinary Lesson Plans, Implementation Photos & Videos, Evaluation, and Dissemination) regularly (every 2 weeks in a month)	Regularly (every 2 weeks in a month)
ALL PARTNERS	<u>USING SOCIAL MEDIA</u> Each partner is going to post all post all materials, results on Facebook, Twitter, LinkedIn, partner/school websites and other social media as much as possible.	Regularly within 2 weeks after each event is realized
ALL PARTNERS	<u>PROJECT SOCIAL MEDIA TOOLS</u> * Each partner is going to inform teachers about project's social media tools and ask them to join to these groups, pages, channels.	Until the end of December 2020
ALL PARTNERS	<u>COMPLETING DISSEMINATION ACTIVITIES SO FAR</u> Each partner is asked to complete dissemination activities so far in the project to google drive from the following link: https://docs.google.com/spreadsheets/d/1ruAldcdpvD8UFb0kOGN2S0OH_IdqgJ2_Niih5C47rbl/edit?usp=sharing	Until the end of December 2019
ALL PARTNERS	<u>DISSEMINATION TASKS TO FOLLOW</u> Each partner is asked to follow dissemination tasks during the project lifetime from the following link on google drive https://docs.google.com/spreadsheets/d/1x134w8wXcwu4HfTL2H9uzYiz0P_6FBmMGnHOp2j9TSg/edit?usp=sharing	During the project lifetime (checking at least twice a month)
ALL PARTNERS	<u>CREATING DISSEMINATION MATERIALS</u> Each partner must have at least one project flag, one roll-up banner in order to ensure the visibility of the project during implementations and local seminars	Before realizing implementations and local seminars
KIM - TURKEY	<u>PROJECT WEBSITE</u>	Updating the content regularly

	<p>The coordinator is going to update information on the project website and inform participants about the progress and required materials during each skype meetings.</p> <p>www.museschools.eu</p>	twice in each month during the project lifetime.												
ALL PARTNERS	<p><u>PROJECT WEBSITE</u></p> <p>All partners are going to provide information which is required whenever is needed. www.museschools.eu</p>	Within 2 weeks after it is required												
ALL PARTNERS	<p><u>CREATING & PUBLISHING NEWSLETTERS/BROCHURES/LEAFLETS</u></p> <p>Each partner is reminded to publish and distribute 2000 copies of newsletters/brochures/leaflets which was promised in the application form.</p>	After they are created and shared e-versions with the partners by the coordinator												
ALL PARTNERS	<p><u>CREATING A REPORT</u></p> <p>Each partner is going to create a report after museum corners are created at schools and they will be uploaded to drive:</p> <p>https://drive.google.com/drive/folders/1dJLluxZ0VF-7F_TS5sj-aqgTRElkFSuD?usp=sharing</p>	After museum corners are created												
ALL PARTNERS	<p><u>ORGANISING LOCAL SEMINARS</u></p> <p>Each partner is going to hold local seminars in April 2020 afterwards it may be difficult to gather teachers due to the exam period that starts in the mid of May 2020 until the end of June 2020</p> <p>The structure of the local seminar could be like this:</p> <table><tr><td>15 min</td><td>Opening and general remarks</td></tr><tr><td>30 min</td><td>Presentation of the project and its results</td></tr><tr><td>30 min</td><td>Each teacher who participated in the programme and in the 1st and 2nd LTTs (30 Fine arts teachers, 30 History teachers, 30 Geography teachers)</td></tr><tr><td>30 min</td><td>Presentation about eTwinning project (responsible teacher and the other teachers)</td></tr><tr><td>10 min</td><td>Dialogue, comments, evaluation</td></tr><tr><td>5 min</td><td>Closing remarks</td></tr></table>	15 min	Opening and general remarks	30 min	Presentation of the project and its results	30 min	Each teacher who participated in the programme and in the 1 st and 2 nd LTTs (30 Fine arts teachers, 30 History teachers, 30 Geography teachers)	30 min	Presentation about eTwinning project (responsible teacher and the other teachers)	10 min	Dialogue, comments, evaluation	5 min	Closing remarks	In April 2020
15 min	Opening and general remarks													
30 min	Presentation of the project and its results													
30 min	Each teacher who participated in the programme and in the 1 st and 2 nd LTTs (30 Fine arts teachers, 30 History teachers, 30 Geography teachers)													
30 min	Presentation about eTwinning project (responsible teacher and the other teachers)													
10 min	Dialogue, comments, evaluation													
5 min	Closing remarks													
REGIONAL DIR.	<p><u>CREATING 2 VIDEOS OF THE PROJECT</u></p>	During the project												

OF IPEIROS - GREECE	Regional Direction is going to create 2 videos of the project. All partners are going to provide necessary documents, materials, etc. in the creation process of them.		lifetime
	1 st video	1 st and 2 nd TPMs, 1 st and 2 nd LTTs, eTwinning project and project website	
	2 nd video	Pilot and main interdisciplinary lesson implementations, museum corners and the final eTwinning and website.	
ALL PARTNERS	<u>HAVING SKYPE MEETINGS</u> Skype meeting will be realized with the participation of all partners in each month during the project lifetime		On the 5 th days of each day
ALL PARTNERS	<u>COLLECTING FEEDBACKS ABOUT HOW TO CREATE MUSEUM CORNERS</u> Each partner is going to collect feedbacks from teachers about how to create museum corners at schools and they will be shared during the 3 rd TPM in Italy		Until the realization of 3 rd TPM in Italy (11-12 February 2020)
ALL PARTNERS	<u>EXACT DATES FOR 3RD AND 4TH TPMS</u> Each partner is going to prepare for the 3 rd TPM, which is going to be realized between 11-12 February 2020 4 th TPM dates will be revised because there is Ramadan Feast in Turkey.		

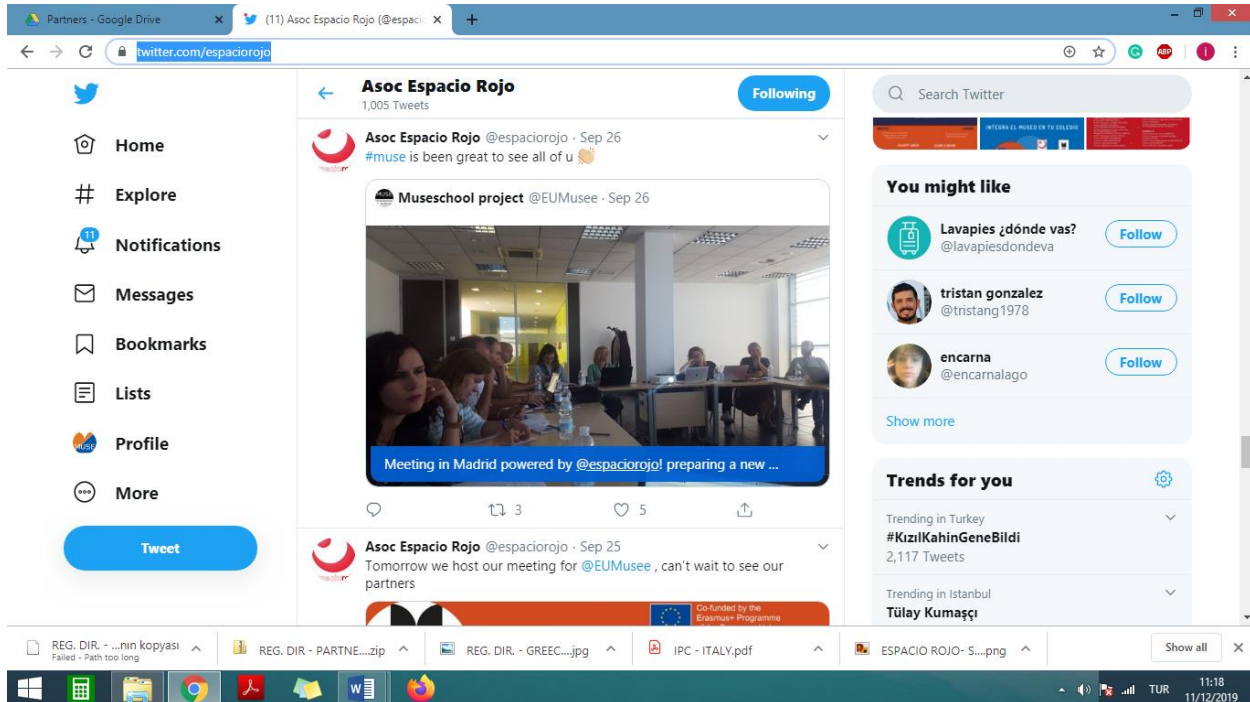


INTEGRATION
OF MUSEUMS
INTO SCHOOL
EDUCATION

DISSEMINATION LINKS/SHORTCUTS

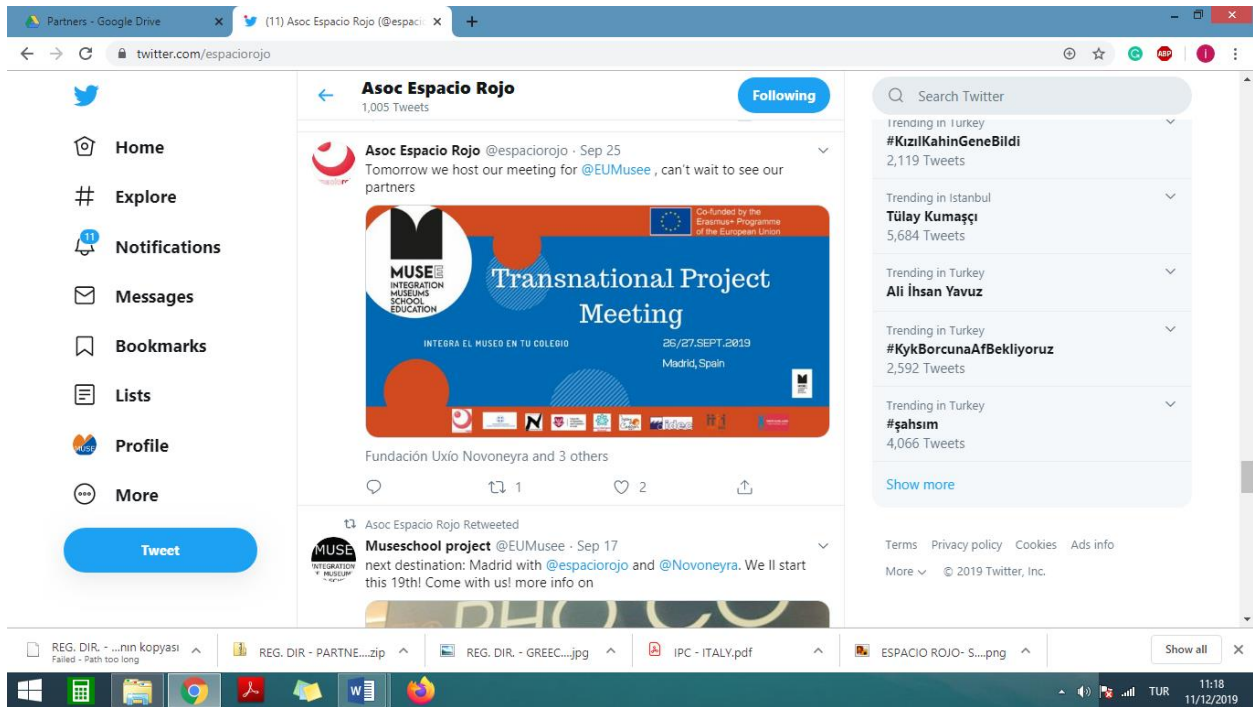
(Dissemination via project Facebook, Twitter, LinkedIn groups, project/partner/schools websites and other platforms)

ESPACIO ROJO - SPAIN



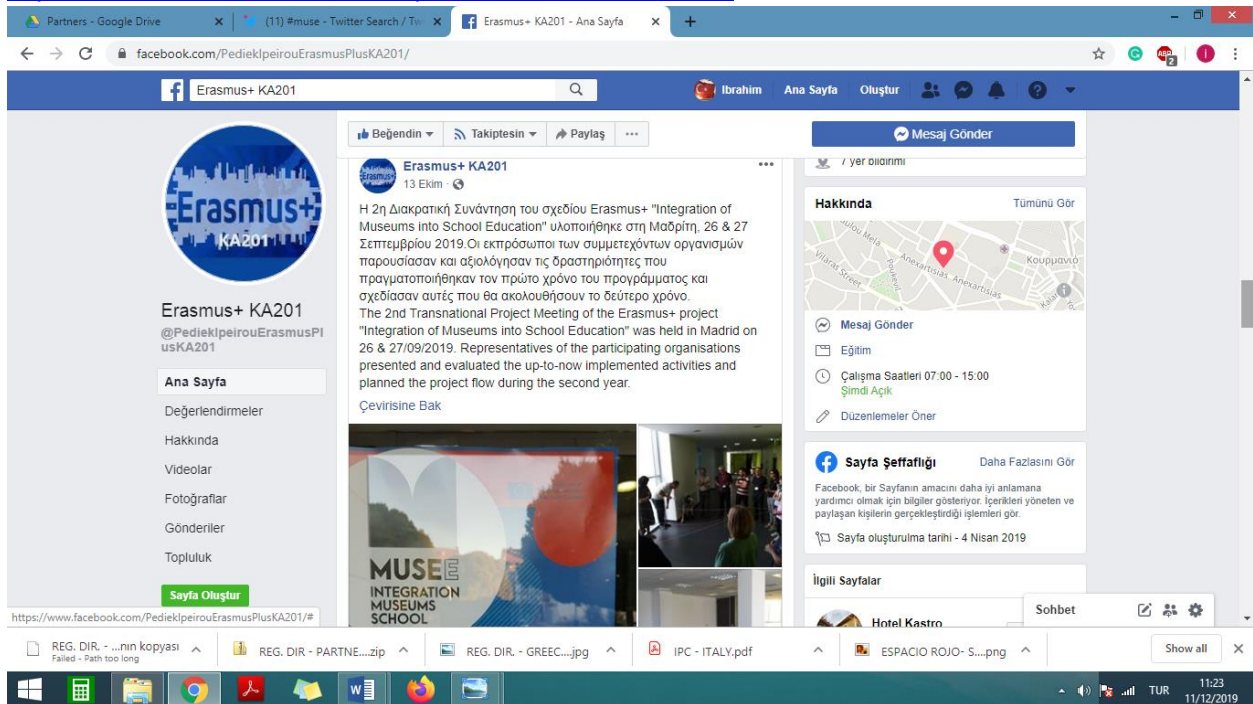
Co-funded by the
Erasmus+ Programme
of the European Union

This project has been funded with support from the European Commission. This publication reflects the views only of the author, and the Commission cannot be held responsible for any use which may be made of the information contained therein.



REGIONAL DIR. - GREECE

<https://www.facebook.com/PediekIpeirouErasmusPlusKA201/>



<https://blogs.sch.gr/5gymioan/>

Partners - Google Drive x (11) #muse - Twitter Search / Twi x Erasmus+ KA201 - Ana Sayfa x So Gynvato Iovonvov - Iotolo x

blogs.sch.gr/5gymioan/

Εκπαιδευτικές κοινότητες και ιστολόγια Συνδεση Συντάκτες Ιστολογίου

Co-funded by the Erasmus+ Programme of the European Union

Στο πλαίσιο του εταυρωμένου "Integration of Museums into School Education", στο οποίο το 8^ο Γυμνάσιο Κομοτηνής συμμετέχει ενεργά, υλοποιήθηκε η δεύτερη ετήσια Συνέλευση, στις 26 και 27 Σεπτεμβρίου 2019. Η Συνέλευση των εκπαιδευτικών που συμμετείχαν στο έργο παρουσιάστηκε με εισαγωγικό τις δραστηριότητες, οι οποίες πραγματοποιήθηκαν την πρώτη μέρα της παρουσίασης και συνεχίστηκαν με την ημερίδα του εταυρωμένου έργου στην επόμενη μέρα.

- Εισαγωγικός ομιλητής (μετά από παραπομπή) για τη σημασία της συμμετοχής και της αλληλεπίδρασης στην εκπαίδευση, καθώς και η σημασία της εκπαίδευσης στην κοινωνία.
- Το 8^ο Γυμνάσιο Κομοτηνής παρουσίασε την εμπειρία του έργου, με την παρουσίαση της εμπειρίας.
- Οι εκπαιδευτικοί συζητούν και ανταλλάσσουν τις απόψεις τους σχετικά με το έργο.
- Οι εκπαιδευτικοί του 8^{ου} Γυμνασίου Κομοτηνής, οι εκπαιδευτικοί των άλλων σχολείων που συμμετείχαν στο έργο, ανταλλάσσουν τις απόψεις τους σχετικά με το έργο.
- Το 8^ο Γυμνάσιο Κομοτηνής, στην συνέχεια, στις 26 και 27 Σεπτεμβρίου, πραγματοποιεί την ημερίδα του έργου.

Χρησιμοποιούμε cookies για να σας προσφέρουμε την καλύτερη δυνατή εμπειρία στη σελίδα μας. Εάν συνεχίσετε να χρησιμοποιείτε τη σελίδα, θα υποθέσουμε πως είστε ικανοποιημένοι με αυτό.

Εντάξει Διαβάστε περισσότερα

REG. DIR. - ...nin kopyasi Failed - Path too long REG. DIR. - PARTNE...zip REG. DIR. - GREEC...jpg IPC - ITALY.pdf ESPACIO ROJO- S...png Show all x

Windows 10 taskbar with icons for File Explorer, Google Chrome, Microsoft Word, and other applications. System clock shows 11:25 on 11/12/2019.

IPC - ITALY

<http://www.insiemepercamminare.com/?p=516>

Partners - Google Drive x (11) #muse - Twitter Search / Twi x Erasmus+ KA201 - Ana Sayfa x Integration of Museums into sch x

Not secure | insiemepercamminare.com/?p=516

HOME CHI SIAMO FORMAZIONE TOURS AMIC@MUSEO I MIEI CONTATTI

Integration of Museums into school education – 2° TPM a Madrid – Spagna



Pubblicato il 29 settembre 2019

Si è tenuto a Madrid, in Spagna, nei giorni 26 e 27 settembre 2019, presso il Centro Cultural Fernando Lázaro Carreter, il secondo meeting di "Integration of Museums into school education", un progetto #KA2 #Erasmus+, in cui l'Associazione "Insieme per Camminare", in collaborazione con la Scuola Secondaria di I Grado "Carlo Levi" di Corigliano-Rossano e altri 6 Paesi partners, è parte attiva per favorire l'integrazione dei musei nella didattica scolastica. I 6 Paesi partners sono Turchia, Spagna, Grecia, Slovenia e Polonia.

CATEGORIE

- didattica (4)
- ERASMUS (7)

Cerca ...



REG. DIR. - ...nin kopyasi Failed - Path too long REG. DIR. - PARTNE...zip REG. DIR. - GREEC...jpg IPC - ITALY.pdf ESPACIO ROJO- S...png Show all x

Windows 10 taskbar with icons for File Explorer, Google Chrome, Microsoft Word, and other applications. System clock shows 11:27 on 11/12/2019.

https://www.facebook.com/insiemepercamminare/?_tn=_kC-R&eid=ARCOF2qJS7PWibcVZuz0lhlUR7jGo6rXrstCuKC6YnksDIMTIUOC14p53DRxy8bm-

[TAvnAUrSZ6HCMd&hc_ref=ARQa1K9fzMy80o89SoB_dkbWtnctJUM8wY_F8J-HjhckcysStVeYjDisEbHr8o3Newg](https://www.facebook.com/insiemepercamminare/?_tn_&ref=ARQa1K9fzMy80o89SoB_dkbWtnctJUM8wY_F8J-HjhckcysStVeYjDisEbHr8o3Newg)

<https://www.facebook.com/www.museocodexrossano.it/%2Fposts/%2F2360853710897466>

DPRDNM - SLOVENIA<https://www.facebook.com/DRPDNM/posts/2264772080317586>

Društvo za razvijanje prostovoljnega dela Novo mesto
4 Ekim · 🌐

👏👏👏 Ker si želimo spodbuditi razumevanje sedanosti z raziskovanjem preteklosti in ohranjanjem kulture, smo zraven pri projektu "Integration of Museums into School Education" 🤝🤝🤝, da bi pomagali vzpostaviti tesnejše povezave med lokalnimi šolami in muzeji 🤝, saj menimo, da je preučevanje muzejskih eksponatov in s tem pridobivanje praktičnih izkušenj zares dobra pot do novega znanja. 🤝🤝

🔗 <http://www.nevadnik.info/si/novice/?id=17500>
Čevrisine Bak

HAKKINDA DRUŠTVO ZA RAZVIJANJE PROSTOVOLJNEGA DELA NOVO MESTO

O nas
Želimo si soustvarjati odprto in sprejemajočo družbo za vse ljudi, kulture in ideje.
Naše poslanstvo...
Devamini Gör

Topluluk Tümüni Gör
Arkadaşlarını bu Sayfayı beğenmeye davet et...
Sohbet

REG. DIR. - ...nin kopyası
Failed - Path too long

REG. DIR. - PARTNE...zip

REG. DIR. - GREEC...jpg

IPC - ITALY.pdf

ESPACIO ROJO- S...png

Show all

11:14
11/12/2019

<https://www.facebook.com/mitja.bukovec.12/posts/1281591772019281>

Mitja Bukovec, Üxió Novo ve 3 diğer kişi ile birlikte Centro Cultural Lazaro Caerterde.
26 Eylül · Madrid, İspanya · 🌐

ERASMUS+ KA201 Strategic Partnerships for school education project 2018-1-TR01-KA201-059698 "Integration of Museums into School Education" Transnational Project Meeting in Madrid, Spain at Asociación Espacio Rojo

Çevrisine Bak

Taniyor Olabileceğin Kişiler Tümüni Gör

Recep Mutlu
15 ortak arkadaş
Arkadaşı Ekle Kaldır

İlhan Topaloglu
1 ortak arkadaş
Arkadaşı Ekle Kaldır

Emrah Koçak
29 ortak arkadaş
Arkadaşı Ekle Kaldır

Türkçe · English (US) · Kurdî (Kurmançî) · العربية · Español

Gizlilik · Koşullar · Reklamlar · Ad Choices > · Çerezler · Diğer · Facebook © 2019

Sohbet

REG. DIR. - ...nin kopyası
Failed - Path too long

REG. DIR. - PARTNE...zip

REG. DIR. - GREEC...jpg

IPC - ITALY.pdf

ESPACIO ROJO- S...png

Show all

11:15
11/12/2019

KIM - TURKEY

2018-1-TR01-KA201-059698 "Integration of Museums into ..."

Ibrahim Aydın is with Euxaris Gouvel and 2 others.

Admin · 28 September at 19:18

2nd Transnational Project Meeting of Erasmus+ Project "Integration of Museums into School Education" 2018-1-TR01-KA201-059698 was realized on 26-27.09.2019 in Madrid, Spain. During the meeting, commencing eTwinning project during the second year, one-day training seminars, project monitoring & evaluation process, dissemination activities, project results creation process, interdisciplinary Lesson Plans creation and sharing process were discussed and each partner made a presentation about their progress during the project lifetime. #muse Seyit Ali Büyük Servet Altuntaş Ziya Selçuk #erasmusplus #stressfreeteachers

2018-1-TR01-KA201-059698 numbered "Integration of Museums into S... See more

GROUP TYPE
General

LOCATION
Add Location

CREATE NEW GROUPS
Groups make it easier than ever to share with friends, family and teammates.

Create Group

KONYA İL MEM ARGE

Integration of Museums into School Education Erasmus+ Stratejik Ortaklık projesinin 2.ci Ulusaşırı Toplantısı

2018-1-TR01-KA201-059698 numbered "Integration of Museums into S... See more

GROUP TYPE
General

LOCATION
Add Location

CREATE NEW GROUPS
Groups make it easier than ever to share with friends, family and teammates.

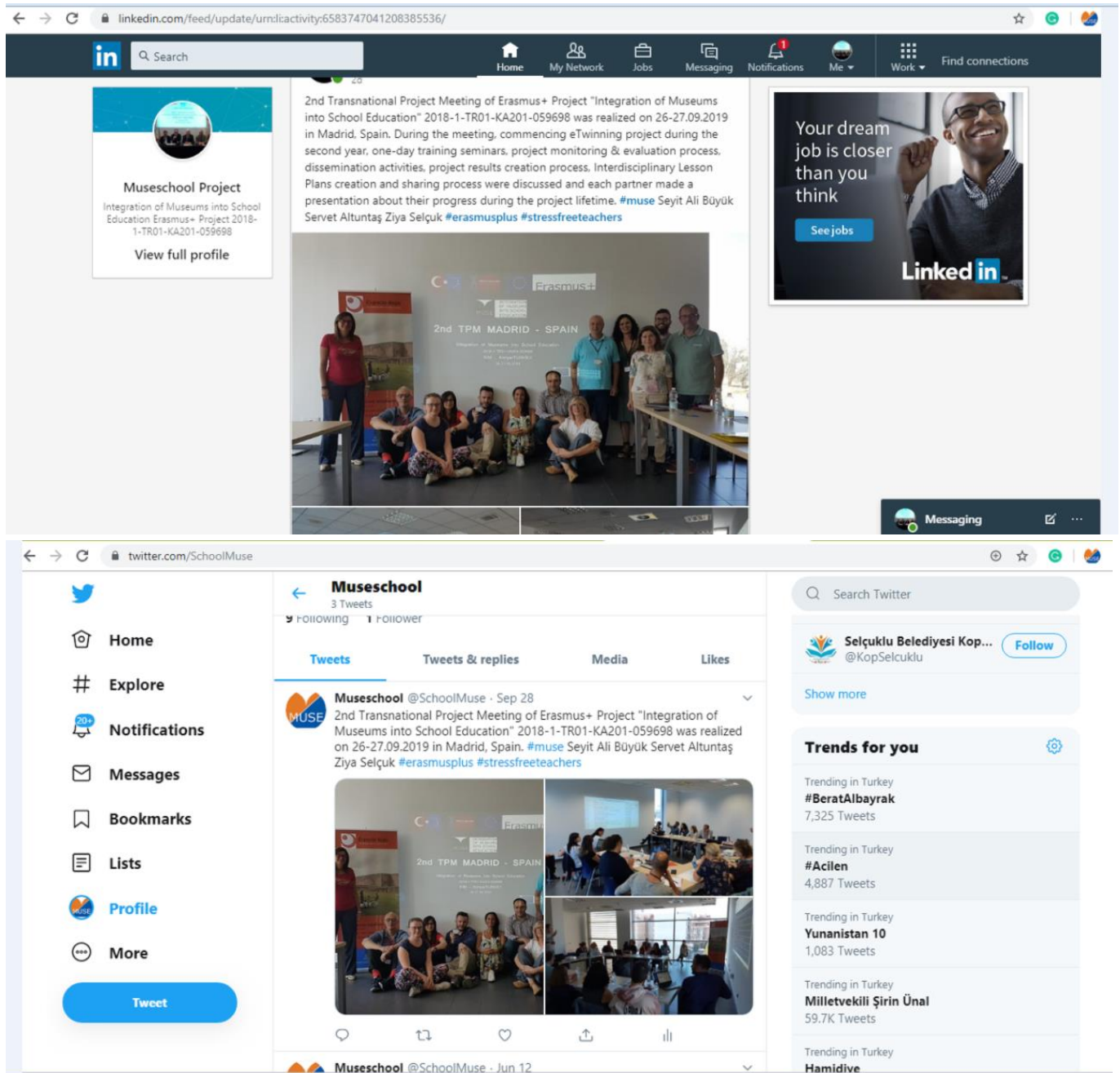
Create Group



Erasmus+



INTEGRATION
OF MUSEUMS
INTO SCHOOL
EDUCATION



AHE - POLAND

IDEC. S.A. - GREECE

FUN - SPAIN



Co-funded by the
Erasmus+ Programme
of the European Union

This project has been funded with support from the European Commission. This publication reflects the views only of the author, and the Commission cannot be held responsible for any use which may be made of the information contained therein.



Erasmus+



INTEGRATION
OF MUSEUMS
INTO SCHOOL
EDUCATION



Co-funded by the
Erasmus+ Programme
of the European Union

This project has been funded with support from the European Commission. This publication reflects the views only of the author, and the Commission cannot be held responsible for any use which may be made of the information contained therein.



Erasmus+



INTEGRATION
OF MUSEUMS
INTO SCHOOL
EDUCATION



Co-funded by the
Erasmus+ Programme
of the European Union

This project has been funded with support from the European Commission. This publication reflects the views only of the author, and the Commission cannot be held responsible for any use which may be made of the information contained therein.